
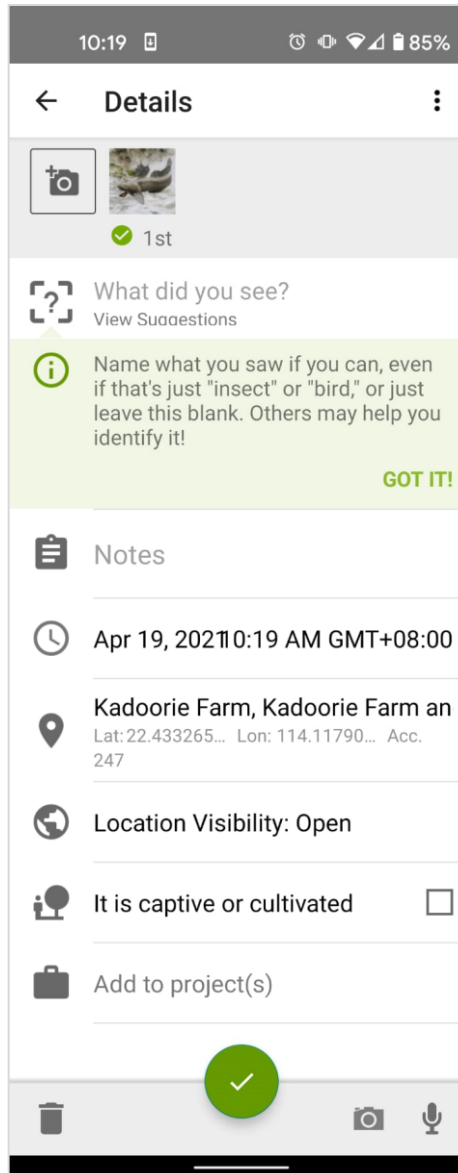



1. 按“+”建立一筆觀察記錄”挑選動植物相片或拍攝
2. 按“[?] 你看到什麼”，在建議中選擇你認為正確的選擇  
(如無適合選擇，可填寫概括的項目如鳥類、昆蟲、兩棲類、植物等)
3. 日期和時間會自動輸入
4. 地點亦會自動輸入，亦可手動在地圖點選
5. 地理資訊私隱權可選“開啟”
6. 如生物並非野生的，如寵物或盆栽，請在“圈養/栽培”一欄選擇 。
7. 任務：如已加入“**CNC 2021 - Kadoorie Farm and Botanic Garden**”，可點選此任務；如無加入可不理會此項目
8. 按  儲存



1. Tap “+ New Observation” to choose image or take photo
2. Tap “[?] What did you see?”, choose a suitable one from the suggestions  
(If there is no suitable choice, you can fill in a brief term such as bird, insect, amphibian, plants, etc.)
3. The time and date will be added automatically
4. The location will be added automatically or you can manually choose from the map
5. You can choose “Open” for the Location Visibility
6. If it is NOT wild such as pet or potted plant, check  the ‘Captive/Cultivated’ box
7. Add to project: choose **CNC 2021 - Kadoorie Farm and Botanic Garden** if you have joined this project or ignore if you have not joined
8. Tap  to save it

1. 按 “📷 觀察” 挑選動植物相片
2. 按 “🔍 你看到什麼”，在建議中選擇你認為正確的選擇  
(如無適合選擇，可填寫概括的項目如鳥類、昆蟲、兩棲類、植物等)
3. 日期和時間會自動輸入
4. 地點亦會自動輸入，亦可手動在地圖點選
5. 地理資訊私隱權可選“開啟”
6. 如生物並非野生的，如寵物或盆栽，請在“圈養/栽培”一欄選擇“是”
7. 任務：如已加入“**CNC 2021 - Kadoorie Farm and Botanic Garden**”，可點選此任務；如無加入可不理會此項目
8. 按“儲存”



1. Tap “📷 Observe” to choose image or take photo
2. Tap “🔍 What did you see?”, choose a suitable one from the suggestions  
(If there is no suitable choice, you can fill in a brief term such as bird, insect, amphibian, plants, etc.)
3. The time and date will be added automatically
4. The location will be added automatically or you can manually choose from the map
5. You can choose “Open” for the Location Visibility
6. If it is NOT wild such as pet or potted plant, choose “yes” for the ‘Captive/Cultivated’ box
7. Add to project: choose “**CNC 2021 - Kadoorie Farm and Botanic Garden**” if you have joined this project or ignore if you have not joined
8. Tap “SAVE” to save it